



CRYSTAL OSCILLATOR

SPXO

SG-210S*B


- Frequency range : 2 MHz to 60 MHz
- Supply voltage : 1.5 V Typ. / 1.8 V Typ. / 2.5 V Typ. / 3.3 V Typ.
- Current consumption : 0.9 mA Typ.
(SEB: 1.8 V No load condition 48 MHz)
- Function : Standby(\overline{ST})
- External dimensions : 2.5 × 2.0 × 0.8 mm
- Operation temperature : +105 °C / +125 °C



Product Number (please contact us)
Q33210Bxxxx00



Actual size

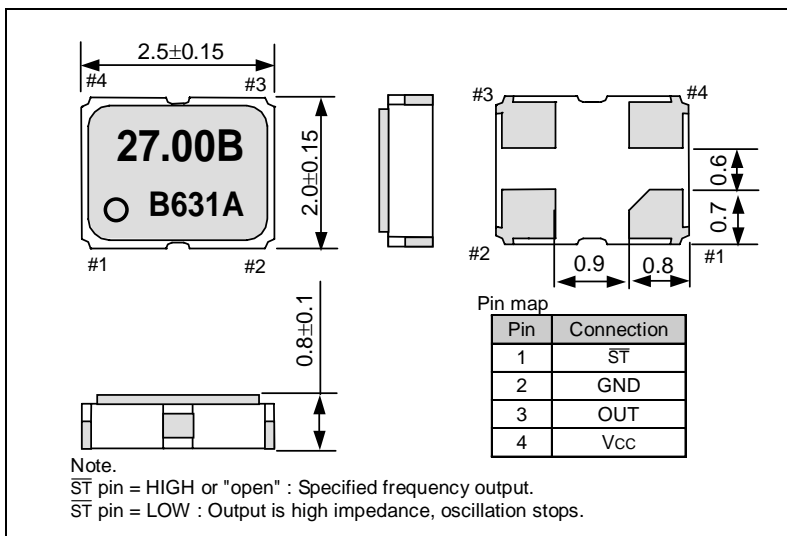


Specifications (characteristics)

Item	Symbol	Specifications				Remarks	
		SG-210SGB	SG-210SEB	SG-210SDB	SG-210SCB		
Output frequency range	f_0	2 MHz to 32 MHz	2 MHz to 60 MHz				
Supply voltage	V_{CC}	1.5 V Typ. 1.3 V to 1.7 V	1.8 V Typ. 1.6 V to 2.2 V	2.5 V Typ. 2.2 V to 3.0 V	3.3 V Typ. 2.7 V to 3.6 V		
Temperature range	Storage temperature	T_{stg} -40 °C to +125 °C				Store as bare product after unpacking	
	Operating temperature	T_{use} -40 °C to +85 °C / -40 °C to +105 °C / -40 °C to +125 °C					
Frequency tolerance	f_{tol}	F: $\pm 20 \times 10^{-6}$				-10 °C to +60 °C, $f_0 \leq 32$ MHz, $V_{CC} \pm 10\%$, except reflow drift.	
		B: $\pm 50 \times 10^{-6}$, C: $\pm 100 \times 10^{-6}$				-20 °C to +70 °C	
		L: $\pm 50 \times 10^{-6}$, M: $\pm 100 \times 10^{-6}$				-40 °C to +85 °C	
		Y: $\pm 50 \times 10^{-6}$, W: $\pm 100 \times 10^{-6}$				-40 °C to +105 °C	
Current consumption	I_{CC}	1.0 mA Max.	1.6 mA Max.	2.4 mA Max.	3.0 mA Max.	No load condition	
		–	2.0 mA Max.	3.0 mA Max.	4.0 mA Max.	No load condition +105 °C, +125 °C	
Stand-by current	I_{std}	0.3 μ A Max.	0.5 μ A Max.	1.0 μ A Max.	1.0 μ A Max.	$\overline{ST} = GND$	
		–	1.6 μ A Max.	2.4 μ A Max.	3.0 μ A Max.	$\overline{ST} = GND$ +105 °C, +125 °C	
Symmetry	SYM	45 % to 55 %	45 % to 55 %	45 % to 55 %	45 % to 55 %	2 MHz $< f_0 \leq 16$ MHz	50 % V_{CC} level $L_{CMOS} \leq 15$ pF
		40 % to 60 %				16 MHz $< f_0 \leq 32$ MHz	
		–	40 % to 60 %	40 % to 60 %	32 MHz $< f_0 \leq 60$ MHz		
		–	40 % to 60 %	40 % to 60 %	+105 °C, +125 °C		
High output voltage	V_{OH}	90 % V_{CC} Min.				$I_{OH} = -1$ mA	
Low output voltage	V_{OL}	10 % V_{CC} Max.				$I_{OL} = 1$ mA	
Output load condition (CMOS)	L_{CMOS}	15 pF Max.					
Output enable / disable input voltage	V_{IH}	80 % V_{CC} Min.				\overline{ST} terminal	
	V_{IL}	20 % V_{CC} Max.					
Rise time and Fall time	t_r / t_f	5 ns Max.	4 ns Max.	3 ns Max.		+85 °C	20 % V_{CC} to 80 % V_{CC} level, $L_{CMOS} = 15$ pF
		–	7 ns Max.			+105 °C, +125 °C	
Start-up time	t_{str}	3 ms Max.				$t = 0$ at 90 % V_{CC} (+105 °C, +125 °C : 5 ms Max.)	
Frequency aging	f_{aging}	$\pm 3 \times 10^{-6}$ / year Max.				+25 °C, First year, $V_{CC} = 1.5$ V, 1.8 V, 2.5 V, 3.3 V	

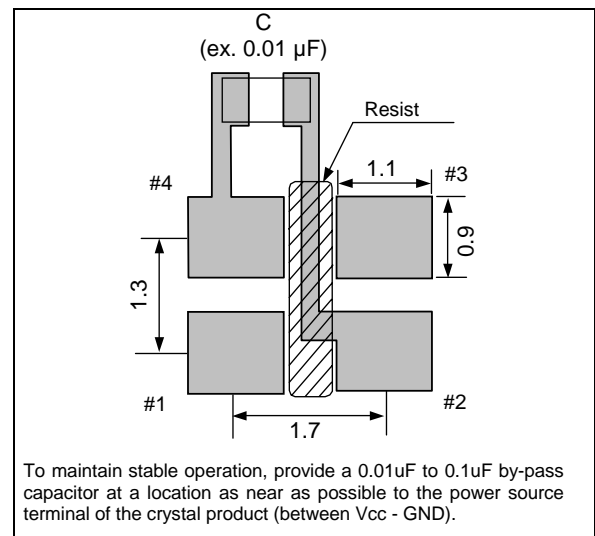
External dimensions

(Unit:mm)



Footprint (Recommended)

(Unit:mm)



“QMEMS” EPSON TOYOCOM

In order to meet customer needs in a rapidly advancing digital, broadband and ubiquitous society, we are committed to offering products that are one step ahead of the market and a rank above the rest in quality. To achieve our goals, we follow a “3D (three device) strategy” designed to drive both horizontal and vertical growth. We will to grow our three device categories of “Timing Devices”, “Sensing Devices” and “Optical Devices”, and expand vertical growth through a combination of products from these categories.

A Quartz MEMS is any high added value quartz device that exploits the characteristics of quartz crystal material but that is produced using MEMS (micro-electro-mechanical system) processing technology.

Market needs are advancing faster than previously imagined toward smaller, more stable crystal products, but we will stay ahead of the curve by rolling out products that exceed market speed and quality requirements. We want to further accelerate the 3D strategy by QMEMS.

Quartz devices have become crucial in the network environment where products are increasingly intended for broadband, ubiquitous applications

and where various types of terminals can transfer information almost immediately via LAN and WAN on a global scale. Epson Toyocom Corporation addresses every single aspect within a network environment. The new corporation offers “Digital Convergence” solutions to problems arising with products for consumer use, such as, core network systems and automotive systems.



QMEMS

QMEMS and its logos are registered trademarks or trademarks of Epson Toyocom Corporation in Japan and other countries.

PROMOTION OF ENVIRONMENTAL MANAGEMENT SYSTEM CONFORMING TO INTERNATIONAL STANDARDS

At Epson Toyocom, all environmental initiatives operate under the Plan-Do-Check-Action(PDCA) cycle designed to achieve continuous improvements. The environmental management system (EMS) operates under the ISO 14001 environmental management standard.

All of our major manufacturing and non-manufacturing sites, in Japan and overseas, completed the acquisition of ISO 14001 certification.

ISO 14000 is an international standard for environmental management that was established by the International Standards Organization in 1996 against the background of growing concern regarding global warming, destruction of the ozone layer, and global deforestation.




WORKING FOR HIGH QUALITY

In order provide high quality and reliable products and services than meet customer needs,

Epson Toyocom made early efforts towards obtaining ISO9000 series certification and has acquired ISO9001 for all business establishments in Japan and abroad. We have also acquired ISO/TS 16949 certification that is requested strongly by major automotive manufacturers as standard.

ISO/TS16949 is the international standard that added the sector-specific supplemental requirements for automotive industry based on ISO9001.

► Explanation of the mark that are using it for the catalog

	► Pb free.
	► Complies with EU RoHS directive. *About the products without the Pb-free mark. Contains Pb in products exempted by EU RoHS directive. (Contains Pb in sealing glass, high melting temperature type solder or other.)
	► The products have been designed for high reliability applications such as Automotive.

Notice

- This material is subject to change without notice.
- Any part of this material may not be reproduced or duplicated in any form or any means without the written permission of Epson Toyocom.
- The information, applied circuitry, programming, usage, etc., written in this material is intended for reference only. Epson Toyocom does not assume any liability for the occurrence of infringing on any patent or copyright of a third party. This material does not authorize the licensing for any patent or intellectual copyrights.
- Any product described in this material may contain technology or the subject relating to strategic products under the control of the Foreign Exchange and Foreign Trade Law of Japan and may require an export license from the Ministry of International Trade and Industry or other approval from another government agency.
- You are requested not to use the products (and any technical information furnished, if any) for the development and/or manufacture of weapon of mass destruction or for other military purposes. You are also requested that you would not make the products available to any third party who may use the products for such prohibited purposes.
- These products are intended for general use in electronic equipment. When using them in specific applications that require extremely high reliability, such as the applications stated below, you must obtain permission from Epson Toyocom in advance.
/ Space equipment (artificial satellites, rockets, etc.) / Transportation vehicles and related (automobiles, aircraft, trains, vessels, etc.) / Medical instruments to sustain life / Submarine transmitters / Power stations and related / Fire work equipment and security equipment / traffic control equipment / and others requiring equivalent reliability.
- In this document, product codes and markings will remain as previously identified prior to the merger. Due to the on-going strategy of gradual unification of part numbers, please review product codes and markings.
- All brands or product names mentioned herein are trademarks and/or registered trademarks of their respective companies.